

Guidelines for Lettering

CAPITAL LETTERS



Top _____
CAPITALS
Bottom _____

Top _____
Bottom _____

Top _____
Bottom _____

Top _____
Bottom _____

*Be aware
of the
spacing
between
lines of
words...*

**ON A POSTER, LOTS OF
CAPITAL LETTERS TEND
TO BE MORE DIFFICULT
TO READ.**

Guidelines for Lettering

Small Letters



Top
Middle
Bottom

Small Letters

Top
Middle
Bottom

Top
Middle
Bottom


Top
Middle
Bottom

*Be aware
of the
spacing
between
lines of
words...*

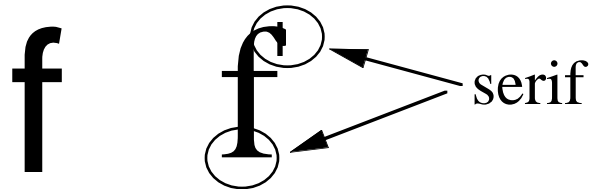


*On a poster, don't even bother erasing
the guidelines...no one will see them!*

Lettering Readability




For a lot of lettering, use a font with a serif.
Serifed fonts are easier to read !!!

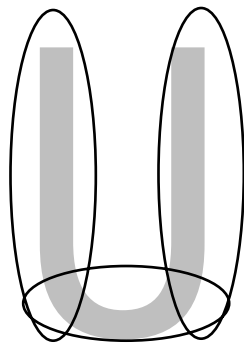
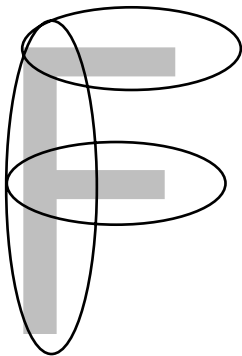
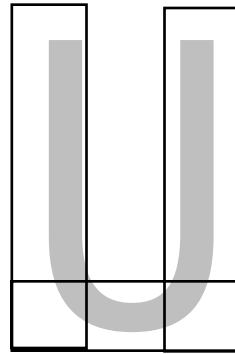
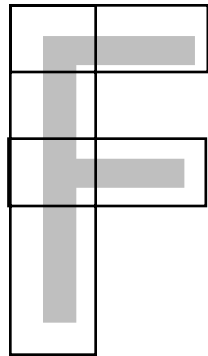


If you are using
a computer, use
a very large
font (no smaller
than 72 point
and preferably
larger!)

Other Fun Lettering...




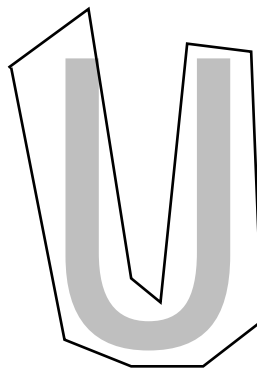

Block



Bubble



KCrawford



Crazy