

Penny Points

(also called Penny Wars)

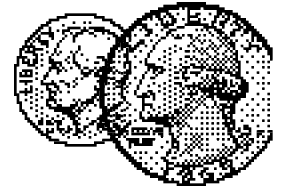


**Objective: To Collect
As Many Pennies As
Possible**

• Obtain large "see through" jars...the ones bottled water come in are great.

9th grade



• Put all of the jars out during lunches. Have a couple of students watch the jars. (It would be easier if the jars were on a cart).




• Students try to fill their grade level jar with pennies. Each penny is 1 point. Nickels are minus 5 points, dimes minus 10 points, etc.



• Students from other grades want to put pennies in their own jar and nickels, dimes, quarters in jars from the other grades (emphasize - no paper money).



**If this is a charity fundraiser, you may be able to get a bank to donate their services for counting the money !!!*



12th grade

